



APPEL DESIGN GROUP  
ARCHITECTS

220 South Orange Avenue - Suite 100  
Livingston, New Jersey 07039

T 973.994.1776  
F 973.577.4455

OCTOBER 12, 2016

## THE VILLAS AT ORANGE LAWN

### EXTERIOR MATERIALS LIST

ATTACHED ARE PROPOSED EXTERIOR FINISH MATERIALS SELECTIONS.  
SELECTIONS MAY VARY WITH PRODUCTS OF SIMILAR APPEARANCE,  
PERFORMANCE, AND QUALITY FROM OTHER MANUFACTURERS.

- A. HORIZONTAL SIDING: James Hardie "HardiePlank® Lap Siding"
- B. ARCHITECTURAL TRIM: AZEK® Trim
- C. ACCENT PANELS: James Hardie "HardiePanel® Vertical Siding"
- D. CULTURED STONE: El Dorado Stone "Cliffstone"
- E. ROOFING: GAF® "Timberline HD" Dimensional Shingles
- F. METAL ACCENT ROOFING: ATAS International, Inc
- G. GARAGE DOOR: Amarr® "Oak Summit® Series"
- H. FRONT DOOR: ThermaTru® "Oak Collection"
- I. SOFFITS: CertainTeed Invisibly Vented "Beaded Triple"
- J. DECKING: AZEK®
- K. DECK RAILING: AZEK®
- L. WINDOWS: PELLA® "PROLINE 450 SERIES"
- M. LIGHT FIXTURES: Kichler®



SELECT CEDARMILL®

Khaki Brown

Thickness	5/16 in.				
Length	12 ft. planks				
Width	5.25 in.	6.25 in.	7.25 in.	8.25 in.	
Exposure	4 in.	5 in.	6 in.	7 in.	
ColorPlus Pcs./Pallet	324	280	252	210	
Prime Pcs./Pallet	360	308	252	230	
Pcs./Sq.	25.0	20.0	16.7	14.3	

Available Colors



View all HardiePlank Lap Siding Products



## AZEK TRIM | #1 BRAND OF TRIM

Offering the unequalled combination of Uniformity, Durability, Workability and Beauty, AZEK Trim looks and feels like real wood, yet requires low maintenance to provide lasting curb appeal.


AZEK Trim products are available in many dimensions and sizes, most in both Traditional (smooth) and Frontier (rustic texture). With a building code listing (ESR-1074), AZEK Trim products can be worked similar to wood - even mitered, routed and turned on a lathe. For custom applications, AZEK Trim products can be laminated and heat formed to create curves. AZEK To Mill offers a true 1 1/4" profile that is perfect for fabrication and OEMs.

## AZEK TRIM PRODUCTS

By thickness, width, and length

5/8 TRIM Traditional & Frontier		LENGTHS	
		12'	18'
ACTUAL WIDTH	5/8 x 3 1/2"	•	•
	5/8 x 5 1/2"	•	•
	5/8 x 7 1/4"	•	•
	5/8 x 9 1/4"	•	•
	5/8 x 11 1/4"	•	•
	5/8 x 15 1/4"	•	•

4/4 TRIM Traditional & Frontier		LENGTHS	
		12'	18'
NOMINAL WIDTH	1 x 2		•
	1 x 4	•	•
	1 x 5	•	•
	1 x 6	•	•
	1 x 8	•	•
	1 x 10	•	•
	1 x 12	•	•
	1 x 16	•	•



Trim - Traditional



Trim - Frontier



Finish Grade Trim



Universal Skirt Board




5/8" Beadboard



1/2" Beadboard



Integrated Drip Edge




Rabbeted Trim




Cornerboards



Rabbeted Cornerboards



AZEK To Mill (ATM)



AZEK Sheets



Column Wrap



AZEK Adhesive

AZEK Trim size information continued on next page.



**SMOOTH**  
*Evening Blue*

Thickness	5/16 in.		
Size	4 ft. x 8 ft.	4 ft. x 9 ft.*	4 ft. x 10 ft.
Pcs./Pallet	50	50	50
Pcs./Sq.	3.2	2.8	2.5

Available Colors



[View all HardiePanel Vertical Siding Products](#)

\*4 ft. x 9 ft. HardiePanel vertical siding only available primed and exclusively in DC/Baltimore and Virginia districts.





**Cliffstone™**



Banff Springs Cliffstone



Boardwalk Cliffstone **NEW**



Lantana Cliffstone



Mesquite Cliffstone



Barley Cliffstone



Cambria Cliffstone



Manzanita Cliffstone



Montecito Cliffstone



Bodega Bluffstone



La Plata Bluffstone



Coos Bay Bluffstone



Mineret Bluffstone



Prescott Bluffstone





Most Popular **High Definition®** Colors (Available nationwide)



**Barkwood**




**Charcoal**



**Hickory**




**Hunter Green**



**Shakewood**



**Slate**



**Weathered Wood**



**Note:** StainGuard® protection applies only to shingles with StainGuard®-labeled packaging. See *GAF Shingle & Accessory Ltd. Warranty* for complete coverage and restrictions.

**Note:** It is difficult to reproduce the color clarity and actual color blends of the shingles in this catalog. Before selecting your color, please ask to see several full-size shingles.





# ATAS International, Inc.


## Sustainable Building Envelope Technology

Allentown, PA | Mesa, AZ | Maryville, TN  
800.468.1441 610.395.8445  
info@atas.com www.atas.com



### STANDARD COLORS (PVDF Finish)


PVDF resin based coatings provide high-performance durability for exterior and interior applications. These coatings are designed to resist fading, chalking, and abrasion. Meets the requirement of AAMA 2605-13 and AAMA 620-02.



Black (02)



Forest Green (11)



Chocolate Brown (04)



Sierra Tan (09)



Sandstone (06)




Rocky Grey (16)



Classic Bronze (01)




Teal (19)



Boysenberry (25)




Rawhide (15)



Regal Blue (18)



Charcoal Grey (62)




Medium Bronze (03)



Hemlock Green (30)




Redwood (07)




Concord Cream (05)




Slate Blue (21)




Slate Grey (20)




Hartford Green (27)




Patina Green (12)




Mission Red (08)



Almond (36)




Siam Blue (14)




Dove Grey (13)




Antique Patina (24)




Champagne (31)




Coppertone (23)



Titanium (35)



Silversmith (28)



Brite Red (17)

### PREMIUM FINISH | (PVDF Finish)

PVDF resin based coatings, as noted above, with premium pigmentation to obtain metallic or deep color for desired aesthetics.

### Stock Materials

ALL Standard & Premium  
Finish Colors are available in:

- 24 ga. steel
- .032 aluminum
- .040 aluminum

### Additional Stock

#### Materials

#### Availability Key:

- ◆ 22 ga. steel
- ▲ 22 ga. steel, .050 aluminum
- + 22 ga. steel, .050 & .063 aluminum
- .050 aluminum
- .050 & .063 aluminum

Please inquire for custom materials and colors



# Amarr® Oak Summit®

## Classic Steel Carriage House Garage Doors



**Self-expression shouldn't cost a fortune.** With the Amarr Oak Summit collection, it won't. These durable steel doors offer an attractive carriage house look. Choose from a variety of door colors, decorative hardware, and window accents. Customize your home with our most affordable carriage house door.



Recessed with  
Trellis DecraGlass (RE76)



Raised with  
Cascade DecraTrim (RS23)



Bead Board with  
Prairie DecraTrim (BB21)



Long Bead Board with  
Stockton DecraTrim (LPBB20)

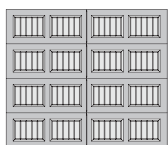


Recessed with  
Arched Thames DecraTrim (RE31)



### PANEL DESIGNS

BB • BEAD BOARD




LPBB • LONG BEAD BOARD



RE • RECESSED



RS • RAISED





# Amarr® Oak Summit®

## Construction

Steel Exterior



## STEEL

### OS1000

#### Single-Layer: Steel

Get value and durability with the Amarr Oak Summit OS1000 single-layer steel door. These heavy-duty steel doors are durable, reliable, and low maintenance.

- Heavy-duty Exterior Steel
- Durable, Reliable, Low Maintenance

Steel Exterior  
Vinyl-Coated Polystyrene Insulation




## OS2000

#### Double-Layer: Steel + Insulation

The Amarr Oak Summit OS2000 double-layer door provides durable, low-maintenance features, plus a layer of vinyl-coated insulation for increased thermal properties and quieter operation.

- Heavy-duty Exterior Steel
- Durable, Reliable, Low Maintenance
- Environmentally Safe Polystyrene Thermal Insulation with Vinyl Backing
- Energy Efficient
- Quiet Operation

Steel Exterior  
Polystyrene Insulation



## OS3000

#### Triple-Layer: Steel + Insulation + Steel

For the toughest, most energy-efficient steel door, the Amarr Oak Summit OS3000 triple-layer door includes the ultimate in thermal properties, plus a layer of steel for a finished interior look and added durability.

- Heavy-duty Exterior and Interior Steel
- Durable, Reliable, Low Maintenance
- Environmentally Safe Polystyrene Thermal Insulation
- Superior Energy Efficiency
- Extra Quiet Operation

## Specifications



	AMARR OAK SUMMIT OS1000	AMARR OAK SUMMIT OS2000	AMARR OAK SUMMIT OS3000
<b>PANEL DESIGNS</b>			
Bead Board	•	•	•
Long Panel Bead Board	•	•	•
Recessed	•	•	•
Raised	•	•	•
<b>INSULATION<sup>1</sup></b>		Polystyrene	Polystyrene
<b>R-VALUE<sup>2</sup></b>		6.64	6.48
<b>DOOR THICKNESS</b>	2" [5.1cm]	2" [5.1cm]	1-3/8" [3.4cm]
<b>STEEL THICKNESS</b>	25 ga	25 ga	27/27 ga
<b>WINDOW GLASS OPTIONS</b>			
3/32" Single Strength	•	•	•
Insulated Glass			•
Obscure	•	•	•
<b>WIND LOAD<sup>3</sup> AVAILABLE</b>	•	•	•
<b>PAINT FINISH WARRANTY<sup>4</sup></b>	15 Years	25 Years	Lifetime
<b>WORKMANSHIP/HARDWARE WARRANTY<sup>4</sup></b>	1 Year	2 Years	3 Years

<sup>1</sup> Insulation on Amarr brand doors has passed self-ignition, flamespread and smoke developed index fire testing.

<sup>2</sup> Calculated door section R-value is in accordance with DASMA TDS-163.

<sup>3</sup> It is your responsibility to make sure your garage door meets local building codes.

<sup>4</sup> For complete warranty details, visit amarr.com or contact your local Amarr dealer.

Technical data subject to change without notice.

Entrematic and Amarr as words and logos are registered trademarks owned by Entrematic Group AB or companies within the Entrematic Group.

©Entrematic Group AB 2016. All rights reserved.  
Printed in USA Form #6040416/75M/GVS

Sectional door products from Entrematic may be the subject of one or more U.S. and/or foreign, issued and/or pending, design and/or utility patents.

## DecraTrim Window Inserts

CLEAR [C]



PRAIRIE [21]



MOONLITE [24]



SUNRAY [27]



FULL SUNRAY [28]



OBSCURE [O]



CATHEDRAL [22]



WATERFORD [25]



THAMES [30]



STOCKTON [20]



CASCADE [23]



WAGON WHEEL [26]



ARCHED THAMES [31]




## DecraGlass™ Windows

Tempered obscure glass with baked-on ceramic designs.

VICTORIAN [54]



AMERICANA [57]



PRAIRIE [72]†



RIVIERA [55]\*



HEARTLAND [70]



JARDIN [75]



CHALET [56]



MISSION [71]



TRELLIS [76]



\* Clear glass with printed frost pattern.  
† Obscure glass with v-groove.

## Colors

Amarr steel doors are pre-painted; for custom colors, exterior latex paint must be used. Visit amarr.com for instructions on painting. Actual paint colors may vary from samples shown.



†Color only available in Amarr Oak Summit OS3000.  
\*\*Price upcharge applies.

## Decorative Hardware

### ALUMINUM



Aluminum hinges with clavos not recommended for arched openings.

### STAMPED STEEL



### MAGNETIC ABS VINYL



### MAPLE CREEK



## ENTRE/MATIC

Entrematic  
165 Carriage Court  
Winston-Salem, NC 27105  
800.503.DOOR  
www.amarr.com



YOUR LOCAL AMARR DEALER:

## Mahogany Collection.



3'0" x 6'8" 3'0" x 6'8" 3'0" x 8'0"



3'0" x 6'8" 3'0" x 6'8" 3'0" x 6'8"



3'0" x 6'8" 3'0" x 6'8" 3'0" x 8'0"



3'0" x 6'8" 3'0" x 6'8" 3'0" x 6'8"



12" x 6'8" 10" x 6'8" 12" x 6'8"  
14" x 6'8" 12" x 6'8" 14" x 6'8"  
12" x 8'0" 14" x 6'8"  
14" x 8'0"



3'0" door + (2) 12" sidelites  
3'0" door + (2) 14" sidelites

3'0"  
Door Only



3'0" door + (2) 12" sidelites  
3'0" door + (2) 14" sidelites



3'0" door + (2) 12" sidelites  
3'0" door + (2) 14" sidelites

## Oak Collection.



3'0" x 6'8" 2'8" x 6'8" 3'0" x 6'8" 3'0" x 8'0"  
3'0" x 8'0" 3'0" x 6'8"



3'0" x 8'0" 3'0" x 6'8" 3'0" x 8'0" 3'0" x 6'8"



3'0" x 6'8" 3'0" x 6'8" 3'0" x 8'0" 3'6" x 6'8"



3'0" x 6'8" 3'0" x 8'0" 2'8" x 6'8" 12" x 6'8"  
3'6" x 8'0" 3'0" x 6'8" 3'0" x 8'0" 14" x 6'8"  
3'6" x 8'0"



12" x 6'8" 12" x 6'8" 12" x 6'8" 12" x 6'8"  
14" x 6'8" 14" x 6'8" 14" x 6'8" 14" x 6'8"  
12" x 8'0" 14" x 8'0"



3'0" door + (2) 12" sidelites  
3'0" door + (2) 14" sidelites

3'0"  
Door Only



3'0" door + (2) 12" sidelites  
3'0" door + (2) 14" sidelites



3'0" door + (2) 12" sidelites  
3'0" door + (2) 14" sidelites

## Canvas Collection.



3'0" x 6'8" 3'0" x 6'8" 3'0" x 6'8" 3'6" x 6'8"  
3'0" x 8'0" 3'0" x 8'0"



3'0" x 6'8" 3'0" x 6'8" 3'0" x 6'8" 3'0" x 8'0"



3'0" x 6'8" 3'0" x 6'8" 3'0" x 6'8" 3'0" x 6'8"



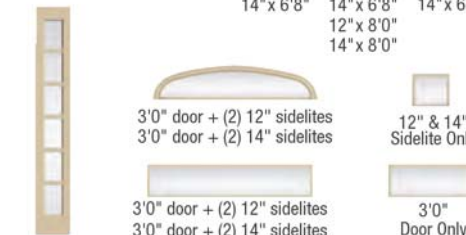
3'0" x 6'8" 3'0" x 6'8" 3'0" x 6'8" 3'0" x 6'8"



3'0" x 6'8" 3'0" x 6'8" 3'0" x 6'8" 3'0" x 6'8"



3'0" x 8'0" 3'0" x 6'8" 12" x 6'8" 12" x 6'8" 12" x 6'8"



12" x 8'0" 14" x 8'0"

3'0" door + (2) 12" sidelites  
3'0" door + (2) 14" sidelites

3'0" door + (2) 12" sidelites  
3'0" door + (2) 14" sidelites

12" & 14"  
Sidelite Only

3'0"  
Door Only

## CHAMFER BOARD™ DOUBLE 5"

The authentic look of beveled-edge wood  
plus the durability of vinyl siding.

## IRONMAX™ DOUBLE 5"

Combines the attractive appeal of  
wood with the rigidity and durability of  
premium extra-thick vinyl.

## BEADED TRIPLE 2"

The classic appearance of wainscoting  
offers the look of fine detailing  
and craftsmanship.


## UNIVERSAL TRIPLE 4"

Beautifies the overhangs of any home  
and delivers outstanding performance,  
quality and durability.



## PROPER VENTILATION IS VITAL

**Protection against damage to the roofing materials and structure increase comfort inside the home and energy savings.**



Soffit Vents (intake)

Ridge Vents (exhaust)

### The Air Balance System

Experts agree that the most effective system is a balance of air intake and exhaust that creates a uniform flow of air through the attic.

This system creates a condition in which the roof temperature is equalized from top to bottom, supplying a uniform air flow along the entire underside of the roof deck.

**Hidden vents provide a smooth, flat non-perforated surface versus most vented soffits with unsightly perforations.**

Triple 3-1/3" InvisiVent and Hidden Vent offers at least 50% more ventilation than most standard vinyl soffit, providing more than 10" of net-free intake area.

This means that not only will InvisiVent provide a balanced ventilation system, but will do so with an overhang as short as 10".




Triple 3-1/3" InvisiVent



Standard vented soffit

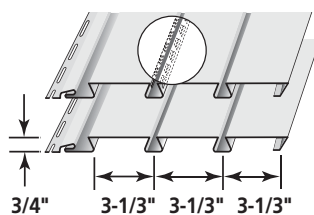
## TRIPLE 3-1/3" SOLID Perfect for Vertical Siding Applications, Too.

Solid Triple 3-1/3" vertical siding panels are the ideal solution for accent areas where a vented panel is not necessary. The flat face design creates a straighter panel with the look of smooth, painted wood. Deep dovetails between panel faces contribute extra rigidity, while forming a clear, sharp edge that is pleasing to the eye. Ideal as an accent or coordinating panel, Solid Triple 3-1/3" is available in the same color palette as Triple 3-1/3" InvisiVent.



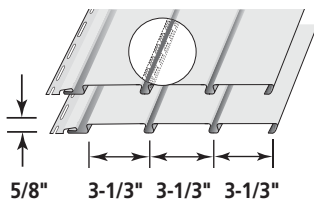
### Triple 3-1/3"

- ◆ InvisiVent®† and solid styles.
- ◆ InvisiVent® is the only vinyl soffit to provide more than 10 inches of net-free intake area.
- ◆ Concealed intake vents provide a smooth appearance.
- ◆ Matte finish looks like freshly painted wood.
- ◆ Deep 3/4" panel projection creates sharp definition.
- ◆ 13 low-gloss colors.
- ◆ Heavy-duty .044" thickness for rigidity.



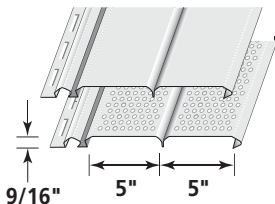
### Perimeter Triple 3-1/3"

- ◆ Solid and hidden vent styles.†
- ◆ 14 low-gloss colors.
- ◆ .040" thickness.
- ◆ Hidden vent style provides up to 9.65" of net-free intake area.



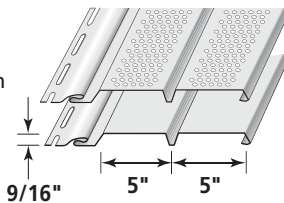
### Chamfer Board™ Double 5"

- ◆ Solid and fully vented soffit.†
- ◆ Extra thick .044" construction.
- ◆ Designed for vertical siding, porch ceiling and soffit application.
- ◆ 8 low-gloss colors.
- ◆ 6.4" of net-free air per sq. ft. – fully vented.



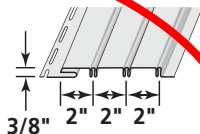
### Ironmax™ Double 5"

- ◆ Solid and fully vented styles.†
- ◆ Extra-thick .046" construction for optimum strength and flat face appearance.
- ◆ Designed for vertical siding, porch ceiling and soffit applications.
- ◆ Unique post-formed lock design helps ensure secure installation.
- ◆ 32 low-gloss wood grain colors (sable brown, pacific blue, ivy green, autumn red, charcoal gray and forest for soffit applications only).
- ◆ 6.4" of net-free air per sq. ft. – fully vented.



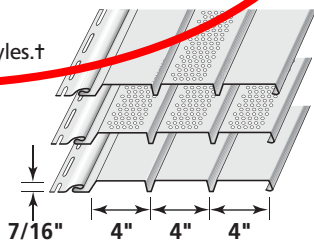
### Beaded Triple 2"

- ◆ Wainscot style in solid and invisibly vented.†
- ◆ Designed for vertical siding, porch ceiling and soffit applications.
- ◆ Smooth finish appearance of professionally applied paint.
- ◆ Extra-long slip-lock design helps provide secure installation.
- ◆ 8 low-gloss colors.
- ◆ .039" thickness.
- ◆ 1.6" of net-free air per sq. ft. – invisibly vented.



### Universal Triple 4"

- ◆ Solid, fully vented and center vented styles.†
- ◆ Designed for vertical siding, porch ceiling and soffit applications.
- ◆ Matte finish.
- ◆ Post-formed lock design helps provide secure installation.
- ◆ 36 low-gloss colors.
- ◆ .040" thickness.
- ◆ 5.9" of net-free air per sq. ft. – fully vented.
- ◆ 2" of net-free air per sq. ft. – center vented.



### Value Triple 4" & Double 5" Soffit

9 colors in Triple 4": colonial white, snow, heritage cream, herringbone, desert tan, light maple, sterling gray, savannah wicker and natural clay  
5 colors in Double 5": colonial white, desert tan, savannah wicker, sterling gray and natural clay

### All CertainTeed Soffits Feature:

- ◆ Virtually maintenance free, never needs painting.
- ◆ Class 1(A) fire rating.
- ◆ Lifetime limited warranty.

† Vented soffits are for soffit use only.  
Center vented soffits available in Colonial White and Snow only.



Color performance, impact resistance and durability are assured through our exclusive PermaColor™ System, a blend of our own Certavin™ resin, superior micro-ingredients and state-of-the-art pigment chemistry.

	Triple 3-1/3"	Perimeter Triple 3-1/3"	Chamfer Board™ Double 5"	Ironmax™ Double 5"	Beaded Triple 2"	Universal Triple 4"	Value Triple 4" & Double 5" (soffit use only)
** Arbor Blend				•			
** Arctic Blend				•			
** Weathered Blend				•			
** Frontier Blend				•			
** Timber Blend				•			
* Canyon Blend				•			
* Meadow Blend				•			
* Glacier Blend				•			
** Musket Brown (soffit only)						•	
Autumn Red				•†		•	
Terra Cotta						•	
Mountain Cedar						•	
Sable Brown				•†		•	
Hearthstone						•	
Suede						•	
Spruce						•	
Forest				•†		•	
Ivy Green				•†		•	
Pacific Blue				•†		•	
Flagstone						•	
Charcoal Gray		•		•†		•	
Castle Stone						•	
Granite Gray	•	•	•	•		•	
Sterling Gray	•	•	•	•	•	•	•
Bermuda Blue						•	
Oxford Blue				•		•	
Seagrass	•	•		•		•	
Cypress	•	•	•	•		•	
Green Tea						•	
Linen				•		•	
Silver Ash				•		•	
Warm Sand				•		•	
Herringbone	•	•		•		•	•
Sandstone Beige	•	•		•		•	
Desert Tan	•	•		•		•	•
Natural Clay	•	•	•	•		•	•
Savannah Wicker	•	•	•	•		•	•
Light Maple	•	•	•	•		•	•
Buckskin				•		•	
Sandpiper						•	
Heritage Cream	•	•	•	•		•	•
Autumn Yellow						•	
Snow	•	•		•		•	•
Colonial White	•	•	•	•		•	•

\*\* PREMIUM COLORS \* DELUXE COLORS † SOFFIT USE ONLY

NOTE: Colors throughout this brochure are simulated.  
Consult product samples before making final selection.

# AZEK Product Line | DECK & PORCH



## AZEK DECK | #1 BRAND OF CELLULAR PVC DECK

Resists stains, scratches and splits for a smart and beautiful low maintenance deck. Available in 18 colors and several grains to suit any taste and complement any exterior.

### Vintage Collection®



Dark Hickory



Cypress



Mahogany



Hazelwood™



Acacia®




Morado®




Redland Rose®



Silver Oak®



Sedona®



Tahoe®

### Arbor Collection®

### Terra Collection

### Harvest Collection®

### XLM® Tropical

### XLM® Natural



Kona®



Slate Gray



Brownstone



Harvest Bronze



RusticBark



Walnut Grove



RiverRock



SandRidge

DECK PRODUCTS	Square Shouldered Lengths			Grooved Lengths		
All Deck Boards 1" x 5 1/2"	12'	16'	20'	12'	16'	20'
Arbor, Harvest (Kona®), & Terra Collections	•	•	•			
Vintage, Arbor (Hazelwood)		•	•	•	•	•
Harvest (Slate Gray & Brownstone)	•	•	•	•	•	•
XLM Natural & Tropical Collections			•	•	•	•
Fascia 1/2" x 11 3/4"	•					
OUTDOOR LIVING PRODUCTS	Dimensions		Color Options			
In-Deck Storage Hardware Kit	6' x 30" x 22"		Titanium & Bronze			
Bench Hardware Kit	6' x 21" x 7"		Titanium & Bronze			
Planter Hardware Kit	31" x 31" x 28"		Titanium & Bronze			



Deck Board  
Square Shouldered



Deck Board  
Grooved



Fascia



In-Deck Storage Kit



Bench/Planter  
Hardware Kit



## AZEK PORCH | TRADITIONAL LOOK, LOW MAINTENANCE

Available in five popular shades, offers stain and scratch resistance in a traditional tongue and groove board.

PORCH PRODUCTS	Lengths		
All Porch Boards 1" x 3 1/8"	10'	12'	16'
Brownstone	•	•	•
Slate Gray	•	•	•
Morado®		•	•
Silver Oak®		•	•
Oyster®		•	•




Porch Board



Morado®



Silver Oak®



Oyster®



Brownstone



Slate Gray









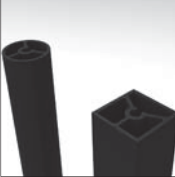

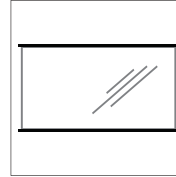























## AZEK RAIL | BEAUTY, STRENGTH, AND LASTING DURABILITY

AZEK Rail offers the look and feel of wood coupled with high durability and low maintenance.

				Premier Rail	Reserve Rail	Trademark Rail
						
Slate Gray	Brownstone	Kona®	Black	White	White	White
						
Composite Baluster	Aluminum Round & Square Balusters	Cable	Glass Kit Glass not included	Top and Support Rail (Premier)	Top and Support Rail (Reserve)	Top and Support Rail (Trademark)
						
5.5 x 5.5 Post	6 x 6 Post	Secure Mount Post	Pyramid Cap	Island Cap	Post Skirt	Lighted Island Cap
						
Post Cap Module	Riser Light	In-Deck Light	Accent Light	Under Rail Light	ADA Hand Rail and Accessories	Example of Accessory Items

## AZEK Rail is available in three distinct profiles:

### AZEK Premier

The classic Victorian railing.

Colors include:

- White
- Brownstone
- Slate Gray
- Kona®
- Black

### AZEK Trademark

Colonial look that works well with any housing style. Available in White.

### AZEK Reserve

Generously sized railing that offers a luxurious look and feel. Available in White.

All AZEK Rail products and sizes listed on following pages.

## PELLA® 450 SERIES WOOD WINDOWS

Our most popular styles are as beautiful as they are functional.



### Double-Hung Windows

Double-hung windows offer efficient ventilation – both upper and lower sashes open.

**Years of smooth, effortless operation.** Our Advanced Balance System helps ensure your window will open and close easily.

**A tighter seal against the elements.** Pella's cam-action locks pull the sashes against the weatherstripping. Goodbye, drafts!

**Easier cleaning.** Both sashes tilt in – making it easy to clean the exterior glass from inside your home. (Just another popular feature invented by Pella.)



### Casement and Awning Windows

Coveted for their clean, uncluttered views and effortless operation – they glide open and shut with the turn of one easy-to-operate handle.

**Years of smooth openings and closings.** Steel operating arms and hinges resist rust and corrosion.

**More convenient handle design.** Fold-away handle won't get in the way of roomside window treatments.

**Simple to operate.** Unison Lock System secures the window in two places with one easy-to-reach handle.

**Easier cleaning.** Sash moves toward the center, leaving room to clean the exterior glass from inside your home.




FEATURES AND OPTIONS

Personalize your windows and doors with our most requested design choices.


Visit [pella.com/pella-450-series](http://pella.com/pella-450-series) to see the complete list of features and options available on Pella® 450 Series products.

ENDURA CLAD® ALUMINUM EXTERIOR FINISHES


Standard



White




Tan




Brown


Feature




Poplar White




Putty



Hartford Green




Brick Red




Black


PREFINISHED PINE INTERIORS




Natural




Golden Oak




Early American




Provincial




Special Walnut




Cherry




Red Mahogany




Dark Mahogany




White



Bright White




Linen White



Primed

SCREENS<sup>1</sup>



Vivid View screens allow in 29% more light and 21% more airflow.<sup>2</sup> InView screens let in 14% more light and 8% more airflow<sup>2</sup> – plus, they’re the standard option on all Pella 450 Series wood windows and patio doors.

HARDWARE



Double-Hung Window Sash Lift



Double-Hung Window Cam-Action Sash Lock



Casement and Awning Fold-Away Window Crank



Sliding Patio Door Handle



Hinged Patio Door Handle

Hardware Finishes



Champagne



White



Brown



Bright Brass<sup>3</sup>



Satin Nickel<sup>3</sup>



Oil-Rubbed Bronze<sup>4</sup>



Antique Brass (hinged patio doors only)



Chrome (hinged patio doors only)

Hinged patio door hardware not available in Champagne and White.

<sup>1</sup> Warning: Use caution when children or pets are around open windows and doors. Screens are not designed to retain children or pets.  
<sup>2</sup> Screen cloth airflow is based on calculated screen cloth openness. Screen cloth transmittance was measured using an integrated sphere spectrophotometer.  
<sup>3</sup> On hinged patio doors, Endura Hardware Collection offers superior corrosion resistance with a 10-year warranty. See written warranty for complete details at [pella.com/warranty](http://pella.com/warranty).  
<sup>4</sup> Oil-Rubbed Bronze is a living finish that will develop its own unique patina with use.



Sumner Court Collection  
Sumner Court Large Outdoor Wall Lantern in  
WZC  
49661WZC



Dimensions

Height	15.00"
Width	9.00"

Alternate Lamps

Lamp Included	Bulb Listing	Light Source	Max Wattage/Range	Bulb Product ID	Dimming
No	Hybrid	CFL	23-30W		

Project Name: \_\_\_\_\_  
Location: \_\_\_\_\_  
Type: \_\_\_\_\_  
Qty: \_\_\_\_\_  
Comments: \_\_\_\_\_

Ordering Information

Product ID	49661WZC
Collection	Sumner Court Collection

Dimensions

Extension	10.00"
Height from center of Wall opening	5.00"
Base Backplate	5.00 X 9.00
Weight	8.00 LBS

Specifications

Material	Aluminum
Glass Description	Etched Seeded

Electrical

Voltage	120V
---------	------

Qualifications

Safety Rated	Wet
Warranty	<a href="http://www.kichler.com/warranty">www.kichler.com/warranty</a>

Primary Lamping

Light Source	Incandescent
Lamp Included	Not Included
Number of Lights/LEDs	1
Max or Nominal Watt	100W
Socket Wire	150
Socket Type	Medium
Lamp Type	A19

